

Audeo Charter School III
2022–23 School Accountability Report Card
Reported Using Data from the 2022–23 School
Year
California Department of Education

Address: 200 East Via Rancho
Parkway
Escondido, CA , 92025-
8006

Principal: Sharnita Moore, School
Coordinator

Phone: (858) 678-2050

Grade 6-12
Span:

By February 1 of each year, every school in California is required by state law to publish a School Accountability Report Card (SARC). The SARC contains information about the condition and performance of each California public school. Under the Local Control Funding Formula (LCFF) all local educational agencies (LEAs) are required to prepare a Local Control and Accountability Plan (LCAP), which describes how they intend to meet annual school-specific goals for all pupils, with specific activities to address state and local priorities. Additionally, data reported in an LCAP is to be consistent with data reported in the SARC.

- For more information about SARC requirements and access to prior year reports, see the California Department of Education (CDE) SARC web page at <https://www.cde.ca.gov/ta/ac/sa/>.
- For more information about the LCFF or LCAP, see the CDE LCFF web page at <https://www.cde.ca.gov/fg/aa/lc/>.
- For additional information about the school, parents/guardians and community members should contact the school principal or the district office.

DataQuest

DataQuest is an online data tool located on the CDE DataQuest web page at <https://dq.cde.ca.gov/dataquest/> that contains additional information about this school and comparisons of the school to the district and the county. Specifically, DataQuest is a dynamic system that provides reports for accountability (e.g., test data, enrollment, high school graduates, dropouts, course enrollments, staffing, and data regarding English learners).

California School Dashboard

The California School Dashboard (Dashboard) <https://www.caschooldashboard.org/> reflects California's new accountability and continuous improvement system and provides information about how LEAs and schools are meeting the needs of California's diverse student population. The Dashboard contains reports that display the performance of LEAs, schools, and student groups on a set of state and local measures to assist in identifying strengths, challenges, and areas in need of improvement.

Internet Access

Internet access is available at public libraries and other locations that are publicly accessible (e.g., the California State Library). Access to the Internet at libraries and public locations is generally provided on a first-come, first-served basis. Other use restrictions may include the hours of operation, the length of time that a workstation may be used (depending on availability), the types of software programs available on a workstation, and the ability to print documents.

About This School

Sharnita Moore, School Coordinator

Principal, Audeo Charter School III

About Our School



Audeo Charter School III (Audeo III) is an innovative, role model public school that dares to make a significant difference in the lives of students in grades 6 through 12. Offering an option to traditional schools, Audeo III has innovated a different way of managing educational systems, both in instruction and operations. We serve as a role model because of five factors:

- **We transform the lives of students who are “at risk” in the educational system – taking many from failure to college bound.**
- **We run Audeo III with strategic initiatives, action plans and the ability to set and measure results.**
- **We are innovative, responsive and agile.**
- **We hold teachers accountable for students’ learning and success.**
- **We are a successful prototype for educational reform.**

This futuristic public school is designed for students in grades K-12 who seek an alternative to the traditional approach to education. Independent study is the primary method of instruction, along with online courses, home school option, guest speakers, tutoring, and field trips to provide skills development and enrichment in the core curriculum.

Students can enroll in Audeo III with parent request any day throughout the year. Student options include returning to comprehensive schools, earning a High School diploma, passing the California High School Proficiency Exam (CHSPE), passing the GED, or passing the High School Equivalency Test (HiSET). Each student receives a Pathways Personalized Education Plan supported through an

extensive group of partnerships and alliances which provide services such as job development, pre-employment training, health maintenance, case-management, social and personal services and tutoring.

Please Note: Audeo Charter School III is a DASS school (Dashboard Alternative School Status) which uses modified methods of measurement for indicators that are aligned with the evaluation rubrics of the Local Control Funding Formula (LCFF) to evaluate the success or progress of schools that serve high-risk students. To be eligible for DASS, schools must have an unduplicated count of at least seventy percent of the school's total enrollment comprised of high risk student groups including: Expelled, Suspended, Wards of the Court, Pregnant and/or Parenting, Recovered Dropouts, Habitually Truant, Retained more than once in kindergarten through grade eight, students who are credit deficient, students with a gap in enrollment, students with a high level of transiency, Foster Youth, and Homeless Youth. As an alternative option, students enroll with Audeo III to address credit deficiencies before returning to a traditional school or may choose to complete the GED or HiSET, which are not factored into the four-year cohort graduation rate.

Contact

Audeo Charter School III
200 East Via Rancho Parkway
Escondido, CA 92025-8006

Phone: (858) 678-2050
Email: smoore@altusschools.net

Contact Information (School Year 2023–24)

District Contact Information (School Year 2023–24)

District Name	Escondido Union High
Phone Number	(760) 291-3200
Superintendent	Petersen, Jon
Email Address	jpetersen@euhsd.org
Website	www.euhsd.org

School Contact Information (School Year 2023–24)

School Name	Audeo Charter School III
Street	200 East Via Rancho Parkway
City, State, Zip	Escondido, CA , 92025-8006
Phone Number	(858) 678-2050
Principal	Sharnita Moore, School Coordinator
Email Address	smoore@altusschools.net
Website	www.audeo3.com
County-District-School (CDS) Code	37681060137034

Last updated: 1/30/24

School Description and Mission Statement (School Year 2023–24)

The Vision

The educational community known as Audeo Charter School III is committed to the development of a personalized instructional program that demonstrates positive outcomes for each student. Audeo III is dedicated to the creation of instructional, service, organizational, and governance models that can serve as prototypes for educational reform. Audeo III is committed to collaborative efforts to improve the quality of life for students, their families, and the community it serves.

The Mission

Audeo Charter School III will implement personalized educational programs to facilitate student achievement. These educational programs will demonstrate that

standards-based educational reform can provide a prototype for changing the way teachers teach and students learn in the future.

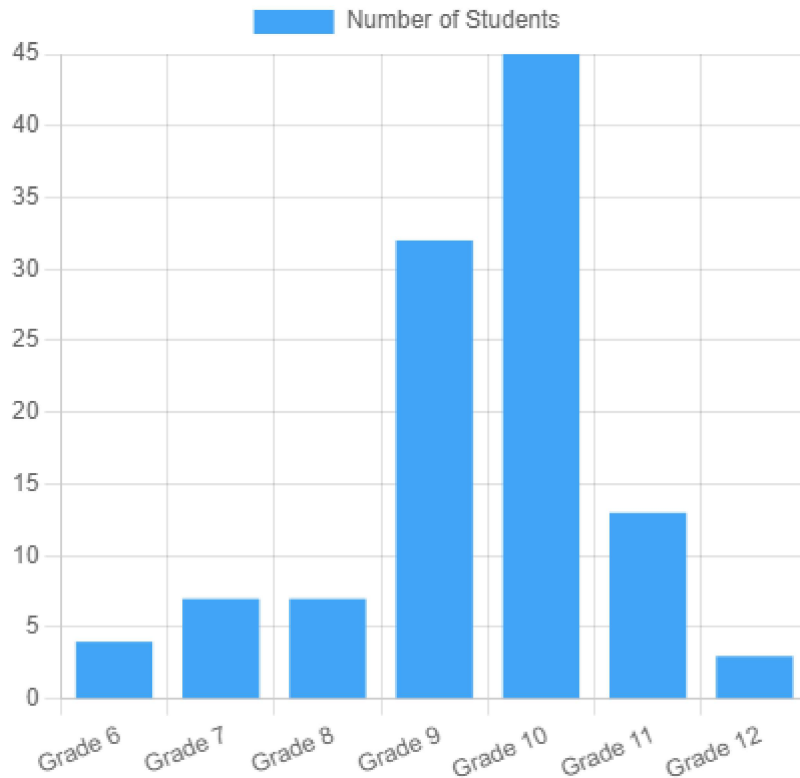
Basic Values

- Kids come first.
- Education at Audeo III is personalized, individualized, and high quality.
- Audeo III is made up of a community of highly professional people. These committed individuals are independent, self-motivated, high-energy people who speak for themselves. They work to create a positive, challenging environment that is centered on teaching and learning.
- Audeo III uses business principles in managing the school.
- Audeo III is committed to the creation of educational reform models centered on how effective educational organizations run, how teachers teach, and students learn.
- Audeo III employees are accountable for their work.
- People-centered teams focus on supporting quality teaching and learning. Performance is measured on a variety of indicators that include productivity, credit ratio, auditability, quality, performance, and commitment to the vision of Audeo III.
- Audeo III is committed to the improvement of the quality of life for students, their families, and the community it serves.

Last updated: 1/30/24

Student Enrollment by Grade Level (School Year 2022–23)

Grade Level	Number of Students
Grade 6	4
Grade 7	7
Grade 8	7
Grade 9	32
Grade 10	45
Grade 11	13
Grade 12	3
Total Enrollment	111



Last updated: 1/30/24

Student Enrollment by Student Group (School Year 2022–23)

Student Group	Percent of Total Enrollment
Female	51.40%
Male	48.60%
Non-Binary	0.00%
American Indian or Alaska Native	0.00%
Asian	3.60%
Black or African American	3.60%
Filipino	0.00%
Hispanic or Latino	69.40%
Native Hawaiian or Pacific Islander	0.00%
Two or More Races	6.30%
White	17.10%

Student Group (Other)	Percent of Total Enrollment
English Learners	22.50%
Foster Youth	1.80%
Homeless	3.60%
Migrant	0.00%
Socioeconomically Disadvantaged	60.40%
Students with Disabilities	34.20%

A. Conditions of Learning

State Priority: Basic

The SARC provides the following information relevant to the State priority: Basic (Priority 1):

- Degree to which teachers are appropriately assigned and fully credentialed in the subject area and for the pupils they are teaching;
- Pupils have access to standards-aligned instructional materials; and
- School facilities are maintained in good repair

Teacher Preparation and Placement (School Year 2020–21)

Authorization/Assignment	School Number	School Percent	District Number	District Percent	State Number	State Percent
Fully (Preliminary or Clear) Credentialed for Subject and Student Placement (properly assigned)	0.70	17.50%	306.90	71.52%	228366.10	83.12%
Intern Credential Holders Properly Assigned	0.00	0.00%	6.80	1.60%	4205.90	1.53%
Teachers Without Credentials and Misassignments ("ineffective" under ESSA)	0.00	0.00%	10.20	2.40%	11216.70	4.08%
Credentialed Teachers Assigned Out-of-Field ("out-of-field" under ESSA)	3.20	82.25%	54.50	12.71%	12115.80	4.41%
Unknown/Incomplete/NA	0.00	0.00%	50.50	11.77%	18854.30	6.86%
Total Teaching Positions	4.00	100.00%	429.10	100.00%	274759.10	100.00%

Note: The data in this table is based on full-time equivalent (FTE) status. One FTE equals one staff member working full-time; one FTE could also represent two staff members who each work 50 percent of full-time. Additionally, an assignment is defined as a position that an educator is assigned based on setting, subject, and grade level. An authorization is defined as the services that an educator is authorized to provide to students.

Last updated: 1/30/24

Teacher Preparation and Placement (School Year 2021–22)

Authorization/Assignment	School Number	School Percent	District Number	District Percent	State Number	State Percent
Fully (Preliminary or Clear) Credentialed for Subject and Student Placement (properly assigned)	0.40	11.78%	361.50	78.04%	234405.20	84.00%
Intern Credential Holders Properly Assigned	0.00	0.00%	3.90	0.85%	4853.00	1.74%
Teachers Without Credentials and Misassignments ("ineffective" under ESSA)	0.00	0.00%	11.90	2.59%	12001.50	4.30%
Credentialed Teachers Assigned Out-of-Field ("out-of-field" under ESSA)	3.40	86.47%	40.40	8.73%	11953.10	4.28%
Unknown/Incomplete/NA	0.00	1.50%	45.30	9.79%	15831.90	5.67%
Total Teaching Positions	3.90	100.00%	463.20	100.00%	279044.80	100.00%

Note: The data in this table is based on full-time equivalent (FTE) status. One FTE equals one staff member working full-time; one FTE could also represent two staff members who each work 50 percent of full-time. Additionally, an assignment is defined as a position that an educator is assigned based on setting, subject, and grade level. An authorization is defined as the services that an educator is authorized to provide to students.

Last updated: 1/30/24

Teachers Without Credentials and Misassignments (considered "ineffective" under ESSA)

Authorization/Assignment	2020-21 Number	2021-22 Number
Permits and Waivers	0.00	0.00
Misassignments	0.00	0.00
Vacant Positions	0.00	0.00
Total Teachers Without Credentials and Misassignments	0.00	0.00

Last updated: 11/2/23

Credentialed Teachers Assigned Out-of-Field (considered "out-of-field" under ESSA)

Indicator	2020-21 Number	2021-22 Number
Credentialed Teachers Authorized on a Permit or Waiver	0.00	0.00
Local Assignment Options	3.20	3.40
Total Out-of-Field Teachers	3.20	3.40

Last updated: 11/2/23

Class Assignments

Indicator	2020– 21 Percent	2021– 22 Percent
Misassignments for English Learners (a percentage of all the classes with English learners taught by teachers that are misassigned)	0.00%	0%
No credential, permit or authorization to teach (a percentage of all the classes taught by teachers with no record of an authorization to teach)	0.00%	0%

Note: For more information refer to the Updated Teacher Equity Definitions web page at <https://www.cde.ca.gov/pd/ee/teacherequitydefinitions.asp>.

Last updated: 11/2/23

School Facility Conditions and Planned Improvements

Audeo Charter School III's resource centers are exceptionally attractive, clean, safe, and orderly. Every resource center is fully equipped with student computers linked to the Internet, teacher laptop computers, audio-visual equipment, individual teacher telephones, bookshelves, textbooks, storage, alarm systems, smoke detectors, tables, chairs, and teacher desks.

Last updated: 1/30/24

B. Pupil Outcomes

State Priority: Pupil Achievement

The SARC provides the following information relevant to the State priority: Pupil Achievement (Priority 4):

- **Statewide assessments** (i.e., California Assessment of Student Performance and Progress [CAASPP] System includes the Smarter Balanced Summative Assessments for students in the general education population and the California Alternate Assessments [CAA] for English language arts/literacy [ELA] and mathematics given in grades three through eight and grade eleven. Only eligible students may participate in the administration of the CAAs. CAA items are aligned with alternate achievement standards, which are linked with the Common Core State Standards [CCSS] for students with the most significant cognitive disabilities).

The CAASPP System encompasses the following assessments and student participation requirements:

1. **Smarter Balanced Summative Assessments and CAA for ELA** in grades three through eight and grade eleven.
 2. **Smarter Balanced Summative Assessments and CAA for mathematics** in grades three through eight and grade eleven.
 3. **California Science Test (CAST) and CAA for Science** in grades five, eight, and once in high school (i.e., grade ten, eleven, or twelve).
- **College and Career Ready:** The percentage of students who have successfully completed courses that satisfy the requirements for entrance to the University of California and the California State University, or career technical education sequences or programs of study.

**CAASPP Test Results in ELA and Mathematics for All Students
Grades Three through Eight and Grade Eleven taking and completed state-
administered assessment
Percentage of Students Meeting or Exceeding the State Standard**

Audeo Charter School III is a Dashboard Alternative School Status (DASS) school. DASS schools have at least 70% of their total enrollment comprised of groups that are high-risk of dropping out of school. These groups include students who are suspended, expelled, wards of the court, pregnant and/or parenting, recovered dropouts, habitually truant, retained more than once in kindergarten through eighth grade, credit deficient, large gaps in enrollment, high level of transiency, Foster Youth, and Homeless Youth.

Subject	School 2021– 22	School 2022– 23	District 2021– 22	District 2022– 23	State 2021– 22	State 2022– 23
English Language Arts / Literacy (grades 3-8 and 11)	35%	34%	50%	55%	47%	46%
Mathematics (grades 3-8 and 11)	24%	16%	22%	22%	33%	34%

Note: To protect student privacy, double dashes (--) are used in the table when the cell size within a selected student population is ten or fewer.

Note: ELA and Mathematics test results include the Smarter Balanced Summative Assessment and the CAA. The "Percent Met or Exceeded" is calculated by taking the total number of students who met or exceeded the standard on the Smarter Balanced Summative Assessment plus the total number of students who met the standard (i.e., achieved Level 3-Alternate) on the CAA divided by the total number of students who participated in both assessments.

Last updated: 1/30/24

**CAASPP Test Results in ELA by Student Group for students taking and completed
state-administered assessment
Grades Three through Eight and Grade Eleven (School Year 2022–23)**

Audeo Charter School III is a Dashboard Alternative School Status (DASS) school. DASS schools have at least 70% of their total enrollment comprised of groups that are high-risk of dropping out of school. These groups include students who are suspended, expelled, wards of the court, pregnant and/or parenting, recovered dropouts, habitually truant, retained more than once in kindergarten through eighth grade, credit deficient, large gaps in enrollment, high level of transiency, Foster Youth, and Homeless Youth.

Student Group	Total Enrollment	Number Tested	Percent Tested	Percent Not Tested	Percent Met or Exceeded
All Students	38	38	100.00%	0.00%	34.21%
Female	23	23	100.00%	0.00%	34.78%
Male	15	15	100.00%	0.00%	33.33%
American Indian or Alaska Native	--	--	--	--	--
Asian	--	--	--	--	--
Black or African American	0	0	0%	0%	0%
Filipino	0	0	0%	0%	0%
Hispanic or Latino	26	26	100.00%	0.00%	23.08%
Native Hawaiian or Pacific Islander	0	0	0%	0%	0%
Two or More Races	--	--	--	--	--
White	--	--	--	--	--
English Learners	--	--	--	--	--
Foster Youth	0	0	0%	0%	0%
Homeless	--	--	--	--	--
Military	0	0	0%	0%	0%
Socioeconomically Disadvantaged	25	25	100.00%	0.00%	32.00%
Students Receiving Migrant Education Services	0	0	0%	0%	0%
Students with Disabilities	--	--	--	--	--

Note: ELA test results include the Smarter Balanced Summative Assessment and the CAA. The "Percent Met or Exceeded" is calculated by taking the total number of students who met or exceeded the standard on the Smarter Balanced Summative Assessment plus the total number of students who met the standard (i.e., achieved Level 3–Alternate) on the CAA divided by the total number of students who participated in both assessments.

Note: To protect student privacy, double dashes (--) are used in the table when the cell size within a selected student population is ten or fewer.

Note: The number of students tested includes all students who participated in the test whether they received a score or not; however, the number of students tested is not the number that was used to calculate the achievement level percentages. The achievement level percentages are calculated using only students who received scores.

Last updated: 1/30/24

CAASPP Test Results in Mathematics by Student Group for students taking and completed state-administered assessment

Grades Three through Eight and Grade Eleven (School Year 2022–23)

Audeo Charter School III is a Dashboard Alternative School Status (DASS) school. DASS schools have at least 70% of their total enrollment comprised of groups that are high-risk of dropping out of school. These groups include students who are suspended, expelled, wards of the court, pregnant and/or parenting, recovered dropouts, habitually truant, retained more than once in kindergarten through eighth grade, credit deficient, large gaps in enrollment, high level of transiency, Foster Youth, and Homeless Youth.

Student Group	Total Enrollment	Number Tested	Percent Tested	Percent Not Tested	Percent Met or Exceeded
All Students	38	38	100.00%	0.00%	15.79%
Female	23	23	100.00%	0.00%	13.04%
Male	15	15	100.00%	0.00%	20.00%
American Indian or Alaska Native	--	--	--	--	--
Asian	--	--	--	--	--
Black or African American	0	0	0%	0%	0%
Filipino	0	0	0%	0%	0%
Hispanic or Latino	26	26	100.00%	0.00%	0.00%
Native Hawaiian or	0	0	0%	0%	0%

Student Group	Total Enrollment	Number Tested	Percent Tested	Percent Not Tested	Percent Met or Exceeded
Pacific Islander					
Two or More Races	--	--	--	--	--
White	--	--	--	--	--
English Learners	--	--	--	--	--
Foster Youth	0	0	0%	0%	0%
Homeless	--	--	--	--	--
Military	0	0	0%	0%	0%
Socioeconomically Disadvantaged	25	25	100.00%	0.00%	4.00%
Students Receiving Migrant Education Services	0	0	0%	0%	0%
Students with Disabilities	--	--	--	--	--

Note: Mathematics test results include the Smarter Balanced Summative Assessment and the CAA. The "Percent Met or Exceeded" is calculated by taking the total number of students who met or exceeded the standard on the Smarter Balanced Summative Assessment plus the total number of students who met the standard (i.e., achieved Level 3–Alternate) on the CAA divided by the total number of students who participated in both assessments.

Note: To protect student privacy, double dashes (--) are used in the table when the cell size within a selected student population is ten or fewer.

Note: The number of students tested includes all students who participated in the test whether they received a score or not; however, the number of students tested is not the number that was used to calculate the achievement level percentages. The achievement level percentages are calculated using only students who received scores.

Last updated: 1/30/24

**CAASPP Test Results in Science for All Students
 Grades Five, Eight and High School
 Percentage of Students Meeting or Exceeding the State Standard**

Audeo Charter School III is a Dashboard Alternative School Status (DASS) school. DASS schools have at least 70% of their total enrollment comprised of groups that are high-risk of dropping out of school. These groups include students who are suspended, expelled, wards of the court, pregnant and/or parenting, recovered dropouts, habitually truant, retained more than once in kindergarten through eighth grade, credit deficient, large gaps in enrollment, high level of transiency, Foster Youth, and Homeless Youth.

Subject	School 2021– 22	School 2022– 23	District 2021– 22	District 2022– 23	State 2021– 22	State 2022– 23
Science (grades 5, 8, and high school)	17.14%	17.95%	19.75%	20.35%	29.47%	30.29%

Note: Science test results include the CAST and the CAA. The “Percent Met or Exceeded” is calculated by taking the total number of students who met or exceeded the standard on the CAST plus the total number of students who met the standard (i.e., achieved Level 3–Alternate) on the CAA divided by the total number of students who participated in both assessments.

Note: To protect student privacy, double dashes (--) are used in the table when the cell size within a selected student population is ten or fewer.

Note: The number of students tested includes all students who participated in the test whether they received a score or not; however, the number of students tested is not the number that was used to calculate the achievement level percentages. The achievement level percentages are calculated using only students who received scores.

Last updated: 1/30/24

CAASPP Test Results in Science by Student Group
Grades Five, Eight and High School (School Year 2022–23)

Audeo Charter School III is a Dashboard Alternative School Status (DASS) school. DASS schools have at least 70% of their total enrollment comprised of groups that are high-risk of dropping out of school. These groups include students who are suspended, expelled, wards of the court, pregnant and/or parenting, recovered dropouts, habitually truant, retained more than once in kindergarten through eighth grade, credit deficient, large gaps in enrollment, high level of transiency, Foster Youth, and Homeless Youth.

Student Group	Total Enrollment	Number Tested	Percent Tested	Percent Not Tested	Percent Met or Exceeded
All Students	43	39	90.70%	9.30%	17.95%
Female	19	17	89.47%	10.53%	17.65%
Male	24	22	91.67%	8.33%	18.18%
American Indian or Alaska Native	--	--	--	--	--
Asian	--	--	--	--	--
Black or African American	--	--	--	--	--
Filipino	0	0	0%	0%	0%
Hispanic or Latino	26	22	84.62%	15.38%	9.09%
Native Hawaiian or Pacific Islander	0	0	0%	0%	0%
Two or More Races	--	--	--	--	--
White	--	--	--	--	--
English Learners	--	--	--	--	--
Foster Youth	0	0	0%	0%	0%
Homeless	--	--	--	--	--
Military	0	0	0%	0%	0%
Socioeconomically Disadvantaged	24	22	91.67%	8.33%	18.18%

Student Group	Total Enrollment	Number Tested	Percent Tested	Percent Not Tested	Percent Met or Exceeded
Students Receiving Migrant Education Services	0	0	0%	0%	0%
Students with Disabilities	14	13	92.86%	7.14%	7.69%

Note: To protect student privacy, double dashes (--) are used in the table when the cell size within a selected student population is ten or fewer.

Last updated: 1/30/24

Career Technical Education (CTE) Programs (School Year 2022–23)

Career Technical Education (CTE) opportunities vary according to the students' goals. Student strengths, interests and values are discussed with the student and parents and become part of the Pathways Personalized Educational Plan (PPEP). Audeo III offers more than 50 CTE courses and 11 Career Pathways in either an independent study or online environments. 44 of those courses are UC A-G approved college prep electives. 9 of the CTE Pathways courses are articulated with a community college for college credit. All CTE courses are aligned to the CTE Model Curriculum Frameworks with embedded CCSS for College and Career Ready Readiness. Eleventh and twelfth grade students research career paths and post-secondary career options to compile an electronic portfolio as part of a required senior course called "Pathways Exhibition" which leads to a Workforce Readiness Certificate that had been developed with the City of San Diego. Counselors, teachers, career resource speakers, administrators and parents provide assistance in the educational and career decision making process. Because of the flexibility in this school's schedule, students are able to work while traditional schools are in session, which broadens the range of job opportunities and work-based learning available. The school allows students the freedom to participate in community events and encourages them to volunteer. In order to broaden their experience and prepare students for the transition from school to career, students who remain at Audeo Charter School III until graduation are required to earn two credits in

a specified CTE course, Service Learning, or in our state approved General Work Experience Education (WEE) courses. In this way, students have the chance to experience the world outside school as either volunteers or while learning a career skill on their path to becoming College and Career Ready.

Last updated: 1/30/24

Career Technical Education (CTE) Participation (School Year 2022–23)

Measure	CTE Program Participation
Number of Pupils Participating in CTE	46
Percent of Pupils that Complete a CTE Program and Earn a High School Diploma	--
Percent of CTE Courses that are Sequenced or Articulated Between the School and Institutions of Postsecondary Education	--

*Last updated: 1/30/24***Course Enrollment/Completion of University of California (UC) and/or California State University (CSU) Admission Requirements**

Audeo III maintains a comprehensive course list of UC A-G approved courses. The majority Audeo III's high school students enrolling are behind in credits and not on track to graduate with their 4-year cohort. The majority enroll with courses completed at their previous school that did not meet the UC A-G requirements.

UC/CSU Course Measure	Percent
2022–23 Pupils Enrolled in Courses Required for UC/CSU Admission	98.91%
2021–22 Graduates Who Completed All Courses Required for UC/CSU Admission	15.15%

Last updated: 1/30/24

State Priority: Other Pupil Outcomes

The SARC provides the following information relevant to the State priority: Other Pupil Outcomes (Priority 8):

- Pupil outcomes in the subject area of physical education

California Physical Fitness Test Results (School Year 2022–23)

Percentage of Students Participating in each of the five Fitness Components

Grade	Component 1: Aerobic Capacity	Component 2: Abdominal Strength and Endurance	Component 3: Trunk Extensor Strength and Flexibility	Component 4: Upper Body Strength and Endurance	Component 5: Flexibility
7	83%	83%	83%	83%	83%
9	62%	62%	62%	62%	62%

Note: The administration of the PFT during 2021–22 and 2022-23 school years, only participation results are required for these five fitness areas.

Note: To protect student privacy, double dashes (--) are used in the table when the cell size within a selected student population is ten or fewer.

Last updated: 1/30/24

C. Engagement

State Priority: Parental Involvement

The SARC provides the following information relevant to the State priority: Parental Involvement (Priority 3):

- Efforts the school district makes to seek parent input in making decisions regarding the school district and at each school site

Opportunities for Parental Involvement (School Year 2023–24)

Parents become involved in their children’s education at Audeo Charter School III from the beginning. Parents are a part of the initial meeting with the teacher when they learn school requirements. Together with the student, they develop each student's unique Pathways Personalized Educational Plan (PPEP). Parents are encouraged to call and make appointments at any time; parents are involved in their child’s education on a daily/weekly basis. Parents are encouraged to give

feedback through the annual LCAP parent survey, open houses, senior exit orientation meetings, master agreement signings, board meetings, and graduation.

State Priority: Pupil Engagement

The SARC provides the following information relevant to the State priority: Pupil Engagement (Priority 5):

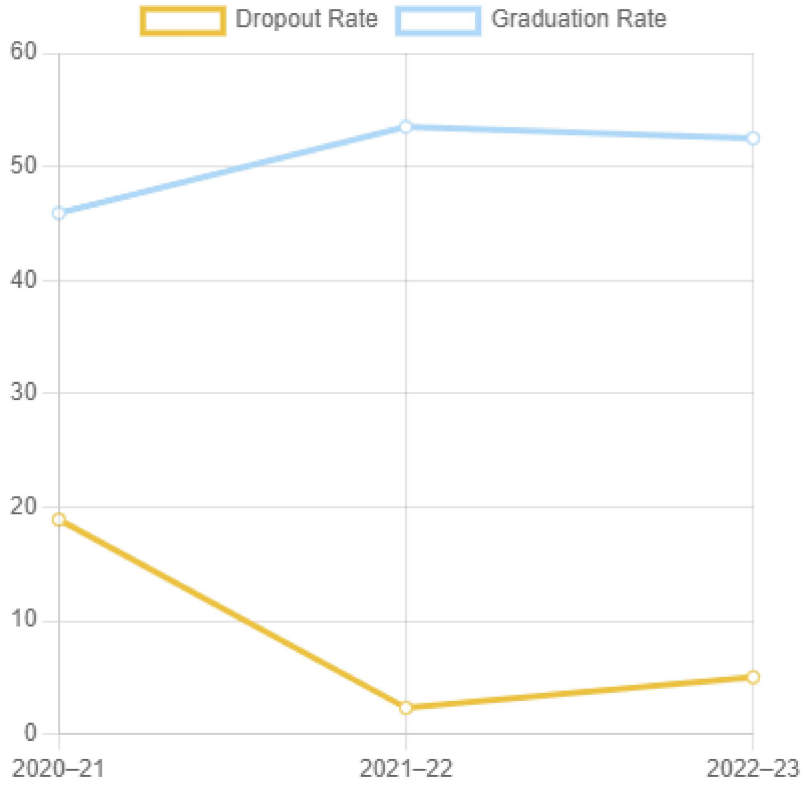
- High school dropout rates;
- High school graduation rates; and
- Chronic Absenteeism

Dropout Rate and Graduation Rate (Four-Year Cohort Rate)

Please Note: Audeo Charter School III is a DASS school. As an alternative option, many students enroll with Audeo Charter School III to address credit deficiencies before returning to a traditional school or deciding to stay with Audeo III to complete their coursework. Often these students are not on track to graduate with their four-year cohort.

Indicator	School 2020– 21	School 2021– 22	School 2022– 23	District 2020– 21	District 2021– 22	District 2022– 23	State 2020– 21	State 2021– 22	State 2022– 23
Dropout Rate	18.9%	2.3%	5.0%	6%	6.6%	7.0%	9.4%	7.8%	8.2%
Graduation Rate	45.9%	53.5%	52.5%	86.9%	87.2%	88.0%	83.6%	87%	86.2%

Note: To protect student privacy, double dashes (--) are used in the table when the cell size within a student population is ten or fewer.



Last updated: 1/30/24

Graduation Rate by Student Group (Four-Year Cohort Rate) (School Year 2022–23)

Please Note: Audeo Charter School III is a DASS school. As an alternative option, many students enroll with Audeo Charter School III to address credit deficiencies before returning to a traditional school or deciding to stay with Audeo III to complete their coursework. Often these students are not on track to graduate with their four-year cohort.

Student Group	Number of Students in Cohort	Number of Cohort Graduates	Cohort Graduation Rate
All Students	40	21	52.5%
Female	16	8	50.0%
Male	24	13	54.2%
Non-Binary	0.0	0.0	0.0%
American Indian or Alaska Native	0	0	0.00%
Asian	--	--	--
Black or African American	--	--	--
Filipino	0	0	0.00%
Hispanic or Latino	26	12	46.2%
Native Hawaiian or Pacific Islander	0	0	0.00%
Two or More Races	--	--	--
White	--	--	--
English Learners	--	--	--
Foster Youth	0.0	0.0	0.0%
Homeless	--	--	--
Socioeconomically Disadvantaged	30	14	46.7%
Students Receiving Migrant Education Services	0.0	0.0	0.0%
Students with Disabilities	14	7	50.0%

For information on the Four-Year Adjusted Cohort Graduation Rate (ACGR), visit the CDE Adjusted Cohort Graduation Rate web page at

<https://www.cde.ca.gov/ds/ad/acgrinfo.asp>.

Note: To protect student privacy, double dashes (--) are used in the table when the cell size within a student population is ten or fewer.

Last updated: 1/30/24

Chronic Absenteeism by Student Group (School Year 2022–23)

Student Group	Cumulative Enrollment	Chronic Absenteeism Eligible Enrollment	Chronic Absenteeism Count	Chronic Absenteeism Rate
All Students	304	173	44	25.4%
Female	173	95	25	26.3%
Male	131	78	19	24.4%
Non-Binary	0	0	0	0.0%
American Indian or Alaska Native	2	2	0	0.0%
Asian	8	4	1	25.0%
Black or African American	4	4	0	0.0%
Filipino	0	0	0	0.0%
Hispanic or Latino	151	118	31	26.3%
Native Hawaiian or Pacific Islander	0	0	0	0.0%
Two or More Races	19	11	4	36.4%
White	119	34	8	23.5%
English Learners	42	35	13	37.1%
Foster Youth	4	2	1	50.0%
Homeless	22	20	6	30.0%
Socioeconomically Disadvantaged	131	104	31	29.8%

Student Group	Cumulative Enrollment	Chronic Absenteeism Eligible Enrollment	Chronic Absenteeism Count	Chronic Absenteeism Rate
Students Receiving Migrant Education Services	0	0	0	0.0%
Students with Disabilities	50	46	13	28.3%

Note: To protect student privacy, double dashes (--) are used in the table when the cell size within a selected student population is ten or fewer.

Last updated: 1/25/24

State Priority: School Climate

The SARC provides the following information relevant to the State priority: School Climate (Priority 6):

- Pupil suspension rates;
- Pupil expulsion rates; and
- Other local measures on the sense of safety

Suspensions and Expulsions

Rate	School 2020–21	School 2021–22	School 2022–23	District 2020–21	District 2021–22	District 2022–23	State 2020–21	State 2021–22	State 2022–23
Suspensions	0.00%	0.00%	0.00%	0.21%	3.97%	4.89%	0.20%	3.17%	3.60%
Expulsions	0.00%	0.00%	0.00%	0.01%	0.07%	0.05%	0.00%	0.07%	0.08%

Note: To protect student privacy, double dashes (--) are used in the table when the cell size within a selected student population is ten or fewer.

Last updated: 1/30/24

Suspensions and Expulsions by Student Group (School Year 2022–23)

Student Group	Suspensions Rate	Expulsions Rate
All Students	0.00%	0.00%
Female	0.00%	0.00%
Male	0.00%	0.00%
Non-Binary	0.00%	0.00%
American Indian or Alaska Native	0.00%	0.00%
Asian	0.00%	0.00%
Black or African American	0.00%	0.00%
Filipino	0.00%	0.00%
Hispanic or Latino	0.00%	0.00%
Native Hawaiian or Pacific Islander	0.00%	0.00%
Two or More Races	0.00%	0.00%
White	0.00%	0.00%
English Learners	0.00%	0.00%
Foster Youth	0.00%	0.00%
Homeless	0.00%	0.00%
Socioeconomically Disadvantaged	0.00%	0.00%
Students Receiving Migrant Education Services	0.00%	0.00%
Students with Disabilities	0.00%	0.00%

Note: To protect student privacy, double dashes (--) are used in the table when the cell size within a student population is ten or fewer.

Last updated: 1/30/24

School Safety Plan (School Year 2023–24)

The safety plan is updated and approved annually. It includes disaster procedures, procedures for safe entry and exit of pupils, procedures for serious disciplinary problems, lockdown procedures, loitering law, going to and from school safely, zero tolerance policy, emergency resource information, emergency disaster kit, and emergency quick reference guide. A sexual harassment policy, child abuse reporting procedures, school dress codes and the school discipline policy are also included. Regular safety drills are conducted and recorded three times per year.

Last updated: 1/30/24

D. Other SARC information

The information in this section is required to be in the SARC but is not included in the state priorities for LCFF.

Ratio of Pupils to Academic Counselor (School Year 2022–23)

Title	Ratio
Pupils to Academic Counselor*	277.5

* One full-time equivalent (FTE) equals one staff member working full-time; one FTE could also represent two staff members who each work 50 percent of full-time.

Last updated: 1/30/24

Student Support Services Staff (School Year 2022–23)

Title	Number of FTE* Assigned to School
Counselor (Academic, Social/Behavioral or Career Development)	0.40
Library Media Teacher (Librarian)	
Library Media Services Staff (Paraprofessional)	
Psychologist	0.20
Social Worker	
Nurse	0.10
Speech/Language/Hearing Specialist	0.00
Resource Specialist (non-teaching)	
Other	0.10

* One full-time equivalent (FTE) equals one staff member working full-time; one FTE could also represent two staff members who each work 50 percent of full-time.

Last updated: 1/30/24

Expenditures Per Pupil and School Site Teacher Salaries (Fiscal Year 2021–22)

Level	Total Expenditures Per Pupil	Expenditures Per Pupil (Restricted)	Expenditures Per Pupil (Unrestricted)	Average Teacher Salary
School Site	\$19319.00	\$5550.00	\$13769.00	--
District	N/A	N/A	--	\$86590.00
Percent Difference – School Site and District	N/A	N/A	--	--
State	N/A	N/A	\$7606.62	\$97850.00
Percent Difference – School Site and State	N/A	N/A	--	--

Note: Cells with N/A values do not require data.

Last updated: 1/30/24

Types of Services Funded (Fiscal Year 2022–23)

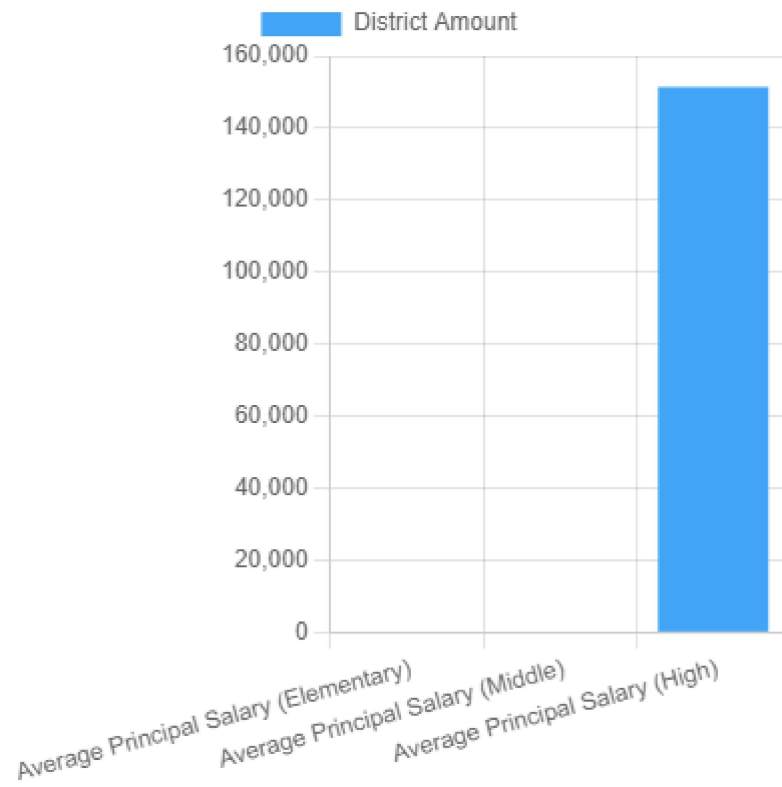
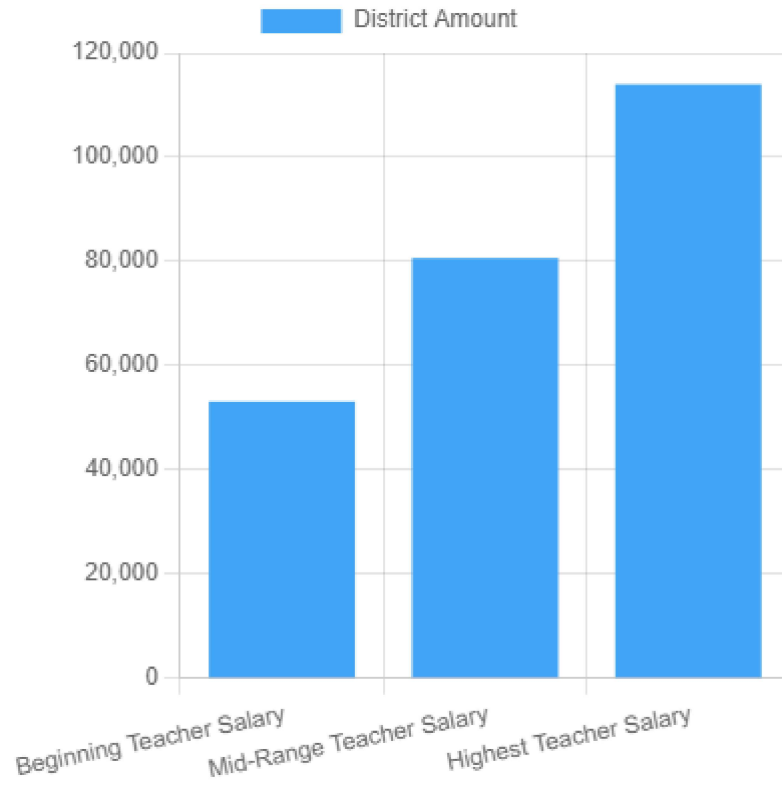
As a 501c3 non-profit corporation, Altus Schools Southern California. has full authority and discretion in the management of all its fiscal matters. The latitude to determine the use of funds is accompanied by an obligation to remain revenue neutral and to submit an audited financial report annually to the District. More than half of the funds the school receives go to certificated instructors who work directly with students. Funds are also used for purchasing up-to-date instructional materials and technology.

Last updated: 1/30/24

Teacher and Administrative Salaries (Fiscal Year 2021–22)

Category	District Amount	State Average For Districts In Same Category
Beginning Teacher Salary	\$53117.00	\$57234.44
Mid-Range Teacher Salary	\$80682.00	\$95466.60
Highest Teacher Salary	\$114003.00	\$122669.10
Average Principal Salary (Elementary)	\$0.00	\$0.00
Average Principal Salary (Middle)	\$0.00	\$153476.29
Average Principal Salary (High)	\$151410.00	\$173197.59
Superintendent Salary	\$272275.00	\$277571.94
Percent of Budget for Teacher Salaries	26.92%	31.17%
Percent of Budget for Administrative Salaries	5.84%	4.46%

For detailed information on salaries, see the CDE Certificated Salaries & Benefits web page at <https://www.cde.ca.gov/ds/fd/cs/>.



Last updated: 1/30/24

Advanced Placement (AP) Courses (School Year 2022–23)

Audeo Charter School III offers 11 AP courses that students can enroll in at any point during the school year. The data below reflects the students and AP courses enrolled as of the first Wednesday in October (CBEDS/Census Day).

Percent of Students in AP Courses 0 %

Subject	Number of AP Courses Offered*
Computer Science	0
English	0
Fine and Performing Arts	0
Foreign Language	0
Mathematics	0
Science	0
Social Science	0
Total AP Courses Offered*	0

* Where there are student course enrollments of at least one student.

Last updated: 1/30/24

Professional Development

Audeo Charter School III offers its workforce a comprehensive professional development system. The system is based on student achievement data, California state mandates, federal regulations and mandates, and the best pedagogical practices. In short, the plan provides a school within a school for the purposes of teaching and learning to deepen teachers' content knowledge, and to increase teachers' knowledge of the standards and instructional methods based on student results in a hybrid environment. It was designed to fulfill Audeo III's professional development needs to produce a rigorous academic and professional experience for teachers, clerical and classified staff. In addition, all personnel are encouraged to attend seminars and workshops offered by local universities, the San Diego County Office of Education (SDCOE), and professional associations. Staff participates in regular professional development based on the needs of students and organizational outcomes as outlined in the Strategic Plan and the Local Control Accountability Plan. At a holistic level, Audeo III's professional development also provides support for all employees to develop skills and techniques crucial to their personal lives as they work toward a healthy work/life balance.

The school adheres to the requirement for the annual number of school days dedicated to staff development per Education Code 33126(b)(9).

Measure	2021– 22	2022– 23	2023– 24
Number of school days dedicated to Staff Development and Continuous Improvement	14	14	14

Last updated: 1/30/24